

TABLE OF CONTENTS


Balance Weight	3
Bearing Cap Hardware	12
Bearing Retainer Assembly	12
Bearing Seal Protector	13
Bearing Strap Assembly	11
Bolts, Flange/ Flange Yoke	6
Bolts, Hardware	8
Boot Kit	9
Cap & Bolt Assembly	12
Dust Cap, One Piece	15
Dust Cap Assembly	14
Dust Cap Dimensions	16
Dust Cap Seal Dimensions	15
Dust Cap Washer Dimensions	16
Lube Fitting	8
Key, Square	18
Key, Woodruff	18
Lock Strap, Full Round, SPL	13
Lockwasher	7
Lockwire, 1/2 Round	13
Nuts & Bolts	7,8
Plug, Cup	3
Plug, Flat	4
Plug, Welch	4
Shipping Strap	13
Snap Ring	10
Spring Tab	12
Tube Deadener	17
U-Bolt Assembly	11
Washer, Coupling Shaft	17

Style	Outside Dia.	Height	Dia. of Vent Hole	Material	Spicer® Part Number
1	1.203	.265	.125	STEEL	1-68-14•
1	1.375	.250	NONE	STEEL	2-68-44•
1	1.500	.440	NONE	STEEL	1-68-134
1	1.625	.250	NONE	STEEL	2-68-144▲
1	1.750	.250	.125	STEEL	2-68-134•
1	1.750	.380	NONE	STEEL	2-68-104•
1	1.875	.250	NONE	STEEL	2-68-154
1	1.948	.440	.094	STEEL	3-68-54•
1	1.948	.620	NONE	STEEL	3-68-34•
1	1.948	.625	.085	STEEL	4-68-34•
1	2.188	.688	.094	STEEL	5-68-54•
1	2.188	.688	NONE	STEEL	3-68-44▲
1	2.188	.910	.095	STEEL	5-68-154▲
1	2.688	.250	.125	STEEL	6-68-44▲
1	2.688	.250	.125-27 NPT	STEEL	6-68-54•
1	2.688	.560	.125	STEEL	6.3-68-54▲
1	2.688	1.000	.090	STEEL	6-68-24▲
1	2.688	1.090	.125	STEEL	6.3-68-14•
1	2.689	.250	.125-27 NPT	STEEL	6-68-28X•
<i>Includes relief valve no. 500167-2</i>					
1	2.750	.380	NONE	STEEL	8-68-34▲
1	2.875	.250	.125	STEEL	6-68-34▲
1	3.188	.810	.125	STEEL	6.5-68-44▲
1	3.320	.560	.125	STEEL	6.5-68-34•
1	3.562	.750	NONE	STEEL	6.5-68-24▲
1	3.794	.281	.188	STEEL	232755
<i>Fits tube w/l.D. of 100mm.</i>					
1	4.202	.282	.188	STEEL	232700
<i>Fits tube w/l.D. of 110mm</i>					
1	4.562	.340	.125	STEEL	8-68-24▲
1	4.578	.280	.188	STEEL	232696
<i>Fits tube w/l.D. of 120mm</i>					
2	2.188	.250	.095	NYLON	5-68-144▲
2	2.360	.725	.385	NYLON	5-68-234▲
2	2.360	1.225	.385	NYLON	5-68-184▲
2	2.360	1.225	.385	NYLON	5-68-78X•
<i>Includes relief valve no. 500167-2</i>					
2	2.385	.725	.125	NYLON	5-68-164
2	2.385	.725	.438	NYLON	5-68-224▲
2	2.385	1.225	.125	NYLON	5-68-174
2	2.385	1.695	.125	NYLON	5-68-194▲
2	2.815	.781	.125	NYLON	6-68-64
2	2.860	.785	.385	NYLON	6-68-38X
<i>Includes relief valve no. 500167-2</i>					
2	2.860	.785	.385	NYLON	6-68-84▲
2	2.885	1.500	.125	NYLON	6-68-74
2	2.885	1.500	.385	NYLON	6-68-94▲
2	2.885	1.500	.385	NYLON	6-68-48X•
<i>Includes relief valve no. 500167-2</i>					
2	3.360	.725	.125	NYLON	6.5-68-64
2	3.360	1.535	.125	NYLON	6.5-68-74
3	2.706	1.000	NONE	ZYTEL	250-68-13•
3	2.958	1.000	NONE	ZYTEL	170-68-13•

Cup Plugs



Style 1



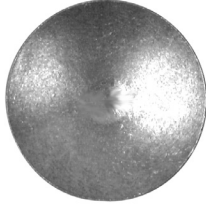
Style 2

• Part is discontinued ■ Part is available until supply is exhausted ▲ Not sold separately



Important: See Safety Information in General Information Section (J300P-GI)

Flat Plugs



Diameter	Dia. of Vent Hole	Material	Spicer® Part Number
1.312	0.125	STEEL	2-68-153 ▲
1.438	.125-27 NPT	STEEL	2-68-283•
1.812	.125-27 NPT	STEEL	4-68-123 ▲
3.062	0.125	STEEL	8-68-13

Welch Plugs




Diameter	Dia. of Vent Hole	Material	Spicer® Part Number
1.156	NONE	STEEL	232415 ▲
1.250	NONE	STEEL	500166-19
1.312	.125	STEEL	2-68-23
1.312	NONE	STEEL	500166-20
1.375	0.090	STEEL	2-68-253
1.438	.125	STEEL	3-68-23
1.438	.125-27 NPT	STEEL	2-68-28X•
		<i>Includes relief valve no. 500167-2</i>	
1.438	NONE	STEEL	500166-22•
1.500	NONE	STEEL	500166-23
		<i>Includes relief valve no. 500167-2</i>	
1.562	NONE	STEEL	500166-24
1.562	0.125	STEEL	3-68-33
1.688	NONE	STEEL	3-68-183
1.688	NONE	STEEL	500166-26
1.688	0.125	STEEL	3-68-163
1.812	.125-27 NPT	STEEL	4-68-38X ▲
		<i>Includes relief valve no. 500167-2</i>	
1.812	0.125	STEEL	4-68-143
2.000	NONE	STEEL	500166-31 ▲
2.062	0.125	STEEL	4-68-43
2.562	.125-27 NPT	STEEL	6-68-63 ▲
2.562	0.125	STEEL	6.5-68-13
2.750	0.125	STEEL	5-68-33•

• Part is discontinued ■ Part is available until supply is exhausted ▲ Not sold separately



Balance Weights

Weight (oz.)	Style	Spicer® Part Number
.06	5	98-1492-2
.13	1	231817-9
		<i>Stainless steel weight for aluminum shafts</i>
.15	2	230701-1
.19	1	231817-1
		<i>Stainless steel weight for aluminum shafts</i>
.27	1	231817-2
		<i>Stainless steel weight for aluminum shafts</i>
.27	2	98-1562-2
.36	1	231817-3•
		<i>Stainless steel weight for aluminum shafts</i>
.43	1	231546-1
.45	2	98-1562-3
.45	1	5010901-6
.52	6	5006852-6
		<i>Stackable balance weight</i>
.56	1	231817-4
		<i>Stainless steel weight for aluminum shafts</i>
.62	1	231546-2
.64	6	5006852-7
		<i>Stackable balance weight</i>
.65	1	5010901-8
.66	4	231536-2
.75	1	231817-5
		<i>Stainless steel weight for aluminum shafts</i>
.78	6	5006852-8
		<i>Stackable balance weight</i>
.90	6	5006852-5
		<i>Stackable balance weight</i>
.96	1	231817-6
		<i>Stainless steel weight for aluminum shafts</i>
.96	1	5010901-11
.98	1	231546-3
1.05	4	231536-3
1.25	6	5006852-1
		<i>Stackable balance weight</i>
1.50	6	5006852-2
		<i>Stackable balance weight</i>
2.00	6	5006852-3
		<i>Stackable balance weight</i>
3.00	6	5006852-4
		<i>Stackable balance weight</i>




Style 1



Style 2




**Style 3
(Bent)**



Style 4



**Style 5
(Curved)**



Style 6

• Part is discontinued ■ Part is available until supply is exhausted ▲ Not sold separately



Important: See Safety Information in General Information Section (J300P-GI)

Bolts



Thread Size	Head: Hex/12pt Allen	Hex.	Self Locking (Y or N)	Grade	Length Under Head	Overall Thread Length	Spicer® Part Number
.250-28	HEX	.312	Y	2	.625	.625	231401
.312-24	HEX	.312	N	N/A	.750	.750	500666-14•
.312-24	HEX	.312	Y	8	.750	.750	231142
.312-24	HEX	.438	N	7	1.438	.875	230914
.312-24	HEX	.500	N	8	.562	.562	5-73-809•
.312-24	HEX	.500	N	8	1.250	1.000	5-73-220•
.312-24	HEX	.500	N	8	1.750	1.000	5-73-1228
.312-24	HEX	.500	Y	8	.500	.500	5-73-709
							<i>Serrated head bolt</i>
.312-24	HEX	.500	Y	8	.565	.565	5-73-109
.375-24	12 pt	.422	Y	N/A	.750	.750	6-73-412
							<i>Bearing strap bolt</i>
.375-24	12 pt	.422	Y	N/A	.750	.750	6-73-612
							<i>Bearing strap bolt</i>
.375-24	HEX	.562	N	8	1.250	.750	7-73-620•
							<i>Brake flange bolt</i>
.375-24	HEX	.562	N	8	1.562	1.000	6-73-725
							<i>Brake flange bolt</i>
.375-24	HEX	.562	Y	8	.562	.562	6-73-209
							<i>Serrated head bolt</i>
.375-24	HEX	.562	Y	8	.625	.500	6-73-109
.375-24	HEX	.562	Y	8	1.000	.750	6-73-527•
.375-24	HEX	.562	Y	8	1.688	.750	6-73-427•
.375-24	HEX	.625	Y	8	.688	.500	6-73-311•
.438-20	HEX	.625	N	8	1.938	.875	7-73-528•
.438-20	HEX	.625	Y	N/A	.875	.875	7-73-315
							<i>Serrated head bolt</i>
.500-20	12 pt	.565	Y	N/A	1.000	1.000	8-73-716
							<i>Serrated head bolt</i>
.500-20	12 pt	.565	Y	N/A	1.000	1.000	8-73-316
.500-20	HEX	.750	N	8	1.500	.875	8-73-640•
.500-20	HEX	.750	N	8	1.875	.688	8-73-130
.500-20	HEX	.750	N	8	2.500	1.375	8-73-340
.500-20	HEX	.750	N	8	4.375	1.000	8-73-170•
.500-20	HEX	.750	Y	8	1.738	.750	8-73-123•
M10-1.25	HEX	.714	Y	N/A	.585	.585	10-73-114M
							<i>Serrated head bolt</i>
M12-1.25	12 pt	.565	Y	10.9	.984	.984	5007417
							<i>Self locking bolt with lock patch</i>
M12-1.25	12 pt	.535	Y	10.9	.984	.984	12-73-125M
							<i>12-73-125M was replaced by 5007417</i>
M12-1.75	HEX	.708	N	N/A	3.150	1.181	12-73-180M•
M14-1.25	12 pt	.796	Y	10.9	.984	.984	5019836
M6-1.00	HEX	.394	N	10.9	.630	.630	6-73-116M•
M8-1.00	HEX	.312	Y	N/A	.551	.551	8-73-114M
M8-1.00	HEX	.312	Y	N/A	.750	.750	231402
M8-1.00	HEX	.500	N	N/A	.551	.551	5-73-509M
M8-1.25	ALLEN	.236	Y	10.9	1.948	1.948	8-73-250M
M8-1.25	HEX	.312	Y	10.9	1.950	1.950	8-73-150M•

• Part is discontinued ■ Part is available until supply is exhausted ▲ Not sold separately



Nuts



Self Lock (Y or N)	Thread Size	Hex	Thickness	Spicer® Part Number
N	.312-24	.500	.266	231421-2
N	.375-24	.562	.328	231421-3
N	.438-20	.688	.375	231421-4
N	.500-20	.750	.438	231421-5▪
N	.625-18	.938	.547	231421-7
N	M12 X 1.75	.701	.590	12-74-21M•
Y	.625-18	.938	.556	10-74-101
Y	1.000-20	1.500	.500	16-74-11 <i>Uses cotter pin</i>

**Bolts, Lockwashers and Nuts for Companion Flange/
Brake Disc/ Flange Yoke Connections**



Series	Bolt Data			Application Data		Brake Disc Thick.	Bolt Part Number	Uses L'Washer Number	Uses Nut Number	Bolt Torque (Lb. Ft.)
	Thread Size	Under Head Length	Shoulder Length	Comp. Flange Thick.	Flange Yoke Thickness					
SPL100/1610/ SPL140/1710	.375-24	1.250	.750	.375	.375	—	6-73-220	500357-11	231421-3	40-48
SPL140/SPL170/ SPL250/1760	.438-20	1.375	.750	.375	.375	—	7-73-122	500357-12	231421-4	63-75
1000/1100	.312-24	.875	.406	.250	.203	—	5-73-414•	500357-10	231421-2	22-25
1310	.375-24	1.000	.500	.280	.255	—	6-73-316	500357-11	231421-3	40-48
1330/1350/1410	.438-20	1.188	.626	.312	.322	—	7-73-219	500357-12	231421-4	63-75
1330/1350/1410	.438-20	1.625	1.000	.312	.322	.375	7-73-126	500357-12	231421-4	63-75
1480/1550	.500-20	1.375	.687	.375	.375,.410	—	8-73-122	500357-13	231421-5	97-116
1480/1550	.500-20	1.750	1.062	.312	.375,.410	.375	8-73-228•	500357-13	231421-5	97-116
1610	.375-24	1.188	.626	.312	0.375	—	6-73-1219	500357-11	231421-3	40-48
1610	.375-24	1.562	.843	.312	.375	.375	6-73-325	500357-11	231421-3	40-48
1710	.375-24	1.688	1.125	.375	.375	.375	6-73-1227•	500357-11	231421-3	40-48
1760/1810	.437-20	1.750	1.062	.375	.375,.438	.375	7-73-228	500357-12	231421-4	63-75
1810/1880/ 1900	.625-18	1.938	1.062	.625	.562	—	10-73-131	232233	231421-7	194-232

• Part is discontinued ■ Part is available until supply is exhausted ▲ Not sold separately



Important: See Safety Information in General Information Section (J300P-GI)

Shaft Nuts

Thread size	Nut Finish	Part Number	Torque to (lb. ft.)
.625-18	CADMIUM	231781 ▲	100-120
M20 X 1.5-6H	YELLOW TINT	5007770	120-135 NM
M30 X 2	CADMIUM	250-74-11 ▲	475-525
M36 X 1.5	ZINC PHOS	350-74-23806 ▲	812-959
1.000-20	BLACK	16-74-101 ▲	400-450
1.000-20	SILVER	16-74-101 ▲	275-325
1.250-18	BLACK	20-74-91 ▲	475-525
<i>Flange Diameter is 2.500"</i>			
1.250-18	BLACK	231502 ▲	700-750
<i>Flange Diameter is 2.125"</i>			
1.250-18	SILVER	231502 ▲	475-525
1.250-18	BLACK	20-74-91 ▲	475-525
<i>Flange Diameter is 2.500"</i>			
1.500-18	BLACK	24-74-21 ▲	1000-1500 Castle Nut



Lube Fittings



Style	Thread Size	Hex	Overall Length	Spicer® Part Number
1	.125-27NPT	.438	.660	500168-2
1	.250-28	.312	.540	500174-1
1	.250-28	.312	.680	500174-2
2	.250-28	.312	.406	231209
2	#10-32	—	.344	230977
				<i>Installs w/screwdriver</i>
3	.125-27NPTF	.500	.843	232830
				<i>Use pliers to tighten</i>
3	.250-28	.375	.781	500175-2
				<i>65 degree fitting</i>

• Part is discontinued ■ Part is available until supply is exhausted ▲ Not sold separately



Boot Kits



Lg. Dia. Boot	Sm. Dia. Boot	Boot Length	Boot Part Number	Lg. Clamp Part Number	Sm. Clamp Part Number	Spicer® Part Number
—	—	8.358	5001282			5001281
<i>incl. 23111-1 bushing; Mounts between firewall & steer shft</i>						
1.606	1.060	4.000	232843	231438-28	231438-16	212249X SPL100
1.606	1.060	4.000	232843	231438-28	231438-6	212112X
1.670	1.140	4.070	232485	231438-4	231438-6	211916X
1.670	1.140	5.030	232557	231438-4	231438-6	211932X
1.670	1.230	4.070	232681	231438-4	231438-6	211503X
<i>211503X was replaced by 212010X; Originally used boot# 231841, which is .760" longer</i>						
1.670	1.230	4.070	232681	231438-4	231438-6	212010X
2.030	1.360	4.140	232655	231438-27	231438-26	212007X
2.176	1.546	19.140	231574-1	231575	1-11-2-1	211401-1X•
2.323	2.185	7.559	232818	00-11-89-2	00-11-89-1	212094X
2.500	1.500	5.340	231561	231438-2	231438-1	211344X■
2.500	1.660	5.340	231597	231438-2	231438-4	211462X•
2.768	2.768	10.331	70-13-19	231438-24	231438-24	212146X SPL100
3.189	2.921	4.763	5004945	232734-7	232734-2	5004946 SPL100
3.425	2.919	3.228	232733-1	232734-1	232734-2	212115X
3.425	3.425	5.512	5005381	00-11-59-6	00-11-59-6	5009494
3.453	2.953	4.763	233002	232734-1	232734-2	212250X SPL100
3.787	3.787	7.952	232756	232757	232757	212059X SPL140
3.976	3.642	7.311	5010627	5004165-10	5004165-7	5015106
4.141	4.141	11.220	232701-2	232702	232702	211987X SPL170/250
4.141	4.141	5.710	232701-4	232702	232702	211987-2X SPL170
4.141	4.141	8.660	232701-3	232702	232702	211987-1X•
4.508	4.508	4.507	232695-2	232493	232493	5018132
4.508	4.508	6.220	232695-3	232493	232493	5015374 SPL170/250
4.508	4.508	7.953	232695-1	232493	232493	211959X SPL170/250

• Part is discontinued ■ Part is available until supply is exhausted ▲ Not sold separately



Important: See Safety Information in General Information Section (J300P-GI)

Snap Rings

Style	Fits Brg. Dia.	Thick (+or-0.0005)	Color	Spicer® Part Number
1	.938	.058	NONE	1-7-29
1	1.062	.055	GREEN	2-7-469
1	1.062	.057	PURPLE	2-7-329■
1	1.062	.058	NONE	2-7-309•
1	1.062	.058	NONE	2-7-4
1	1.062	.059	COATED	2-7-359•
<i>Coated for use in aluminum yokes</i>				
1	1.062	.059	COPPER	2-7-29
1	1.062	.060	WHITE	2-7-49
1	1.062	.063	YELLOW	2-7-449
1	1.062	.065	BLUE	2-7-459
1	1.188	.058	NONE	3-7-39
1	1.188	.059	COPPER	3-7-4
1	1.188	.060	NONE	3-7-229
<i>Coated for use in aluminum yokes</i>				
1	1.188	.061	WHITE	3-7-49
1	1.188	.063	PINK	5011183
1	1.375	.058	NONE	3-7-89
1	1.375	.058	WHITE	55-7-19-2•
1	1.375	.060	COPPER	3-7-109
1	1.375	.062	YELLOW	4-7-69
1	1.625	.094	COPPER	5-7-29-3
1	1.625	.095	SILVER	5-7-29-4
2	.938	.058	COPPER	10-7-29
2	1.000	.093	NONE	2-7-79•
2	1.062	.058	NONE	2-7-429•
<i>XTRA THICK-USED IN MERC KIT 5-589X</i>				
2	1.062	.058	NONE	2-7-99
<i>Spec for use on wheel joint</i>				
2	1.062	.060	NONE	2-7-299
2	1.102	.060	COPPER	2-7-369
2	1.062	.059	NONE	2-7-589
<i>2-7-589 was replaced by 2-7-299</i>				
2	1.188	.058	NONE	3-7-99
2	1.375	.060	NONE	3-7-129




Style 1



Style 2

• Part is discontinued ■ Part is available until supply is exhausted ▲ Not sold separately





U-bolt Assemblies

2 U-bolts and 4 Nuts each

Joint Series	Thread Dia.	CL-CL	Fits Bearing Cap Dia.	U-bolt No.	L'washer No.	Nut No.	Nut Torque (Lb. Ft.)	Spicer® Part Number
1210/1310/1330	.312-24	1.416	1.062	2-94-29	500357-10	231421-2	15	2-94-28X
1330 SPECIAL/3R	.312-24	1.590	1.125	2-94-69	500357-10	231421-2	15	2-94-58X
1350/1410	.375-24	1.666	1.188	3-94-19	500357-11	231421-3	22	3-94-18X
1480/1550	.438-20	1.914	1.375	3-94-29	500357-12	231421-4	35	3-94-28X



Bearing Strap Assemblies

2 straps and 4 bolts each

Joint Series	Fits Brg. Cap Dia.	Thread Dia.	Bolt Length	Strap No.	Bolt No.	CL-CL	Bolt Torque (Lb. Ft.)	Spicer® Part Number
SPL90/100	1.625	.375-24	.750	90-70-19	6-73-412	2.312	52	90-70-28X
1210/1310/1330	1.062	.250-28	.625	2-70-59	231401	1.587	15	2-70-18X
1330	1.062	.312-24	1.438	2-70-39	230914	1.587	15	2-70-28X
1350	1.188	M8 X 1.0	.750	3-70-89	231402	1.806	32	3-70-48X
1350/1410	1.188	.312-24	.750	3-70-89	231142	1.806	32	3-70-28X
1355/1415	1.188	.312-24	1.500	-	-	1.660	32	3-70-58X
1480/1550	1.375	.375-24	.750	3-70-99	6-73-412	2.130	52	3-70-38X
1610	1.875	.375-24	.750	5-70-119	6-73-412	2.500	52	5-70-28X
1710/1760/1810	1.938	.500-20	1.000	6.5-70-89	8-73-316	2.806	125	5018823
1710/1760/1810	1.938	.500-20	1.000	6.5-70-89	8-73-316	2.806	125	6.5-70-18X
3R	1.125	.312-24	1.500	N.S.S.	N.S.S.	1.810	32	2-70-48X
7260	1.078	.250-28	.625	231079	231401	1.500	15	2-70-38X•
								<i>Uses 500357-9 Lockwasher</i>
7260	1.078	.250-28	.620	-	-	1.500	15	2-70-68X

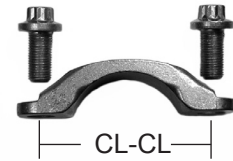
• Part is discontinued ■ Part is available until supply is exhausted ▲ Not sold separately



Important: See Safety Information in General Information Section (J300P-GI)

**Cap and Bolt Assemblies
Bearing Retainer Assemblies**

2 caps or 2 retainers and 4 bolts each



Joint Series	Thread Dia.	CL-CL	Bolt Torque (Lb. Ft.)	Bolt Length	Strap No.	Bolt No.	Part Number
SPL140	M12 X 1.25 6G	3.000	115	.984	140-70-19	5007417	140-70-18X
SPL170	M12 X 1.25 6G	3.228	115	.984	170-70-19	5007417	170-70-18X
SPL250	M12 X 1.25 6G	3.444	115	.984	250-70-19	5007417	250-70-18X
SPL350	M14 X 1.25 6G	3.938	188	1.000	350-70-19	5019836	350-70-18X
1650	.500-20	2.375	77-103	1.438	5-70-89	8-73-123	5-70-18X•
1710-1810	.500-20	2.806	125	1.000	6.5-70-169	8-73-316	212214X
1950	.750-16	4.250	271-362	2.750	9-70-39	12-73-144	9-70-18X•



Style 1



Style 2

**1610-1880 Series
SPL140/170/250 Series
Bearing Cap Hardware/Spring Tab**

Lock Strap Style	Th'd size	Length Under Head	Fits Series	Bolt Part Number	Used w/ Lock Strap Number
1	.312-24	.562	1610	5-73-109 (2) <i>Self locking bolt with lock patch</i>	98-741
-	.375-24	.562	1710/1760/1810	6-73-209 (3) <i>Self locking bolt with serrated head</i>	-
1	.375-24	.610	1710/1760/1810	6-73-109 (2) <i>Self locking bolt with lock patch</i>	230323
-	.375-24	.750	1610	6-73-412 (2) <i>Self locking bolt with lock patch</i>	-
-	.438-20	.875	1880	7-73-315 (2) <i>Self locking bolt with lock patch</i>	-
-	.500-20	2.500	WING BEARING	8-73-340 (1) <i>Used with wing bearing type bearing caps</i>	-
2	M8 X 1.00-6G	.551	SPL140/170/250	8-73-114M (2) <i>Self locking bolt with lock patch</i>	232584 (SPL)

- (1) Used with wing bearing type bearing caps
- (2) Self locking bolts with lock patch
- (3) Self locking bolts with serrated heads

Note: Spicer does not recommend re-use of self locking bolts and does not recommend using serrated head, self locking bolts with lockstraps.

• Part is discontinued ■ Part is available until supply is exhausted ▲ Not sold separately



1/2 Round Lockwires




Series	Part Number
SPL140	231351-4•
SPL170	232691•
SPL250	232692
1610	231293
1710	231351-1
1760	231351-3
1810	231351-2

**Full Round Lock Straps/
SPL Lock Straps**



CL-CL Bolt Holes	Bolt Size	Series	Part Number
2.000	.312	1500	98-781•
2.312	.312	1610	98-741
2.438	.375	1710/1760/1810	230323
2.812	.375	1800	98-743
2.812	.438	1880	231009•

Shipping Straps



Series	Part Number
1310	2-95-29
1330/1350	3-95-19
1410	3-95-29
1410	3-95-99•
1480	3-95-79
1550	4-95-49

Bearing Seal Protectors



Bearing Diameter	Kit Part Number	Seal Protector Part Number	Bearing Diameter	Kit Part Number	Seal Protector Part Number
1.062	SPL25-2X	232976-2T	1.062	5-795X	232976-2T
	<i>SPL25-2X was replaced by 5-3614X</i>		1.062	5-811X	232976-2T
1.062	SPL90X	231993	1.188	SPL30-2X	232977-2
	<i>SPL90X was replaced by SPL100-1X</i>			<i>SPL30-2X was replaced by 5-3615X</i>	
1.062	5-1310-1X	5015523-1	1.188	SPL36-2X	232977-2
1.062	5-1310X	5015523-1		<i>SPL36-2X was replaced by 5-3616X</i>	
1.062	5-1330X	5015523-1	1.188	5-1350X	5015237-1
1.062	5-3613X	5015523-1	1.188	5-1410X	5015237-1
1.062	5-3614X	5015523-1	1.188	5-3616X	5015237-1
1.062	5-3615X	5015237-1	1.188	5-7436X	5005480-1
1.062	5-7437X	5015523-1		<i>5-7436X was replaced by 5-793X</i>	
1.062	5-7438X	5015523-1	1.375	SPL55-3X	232872-2
1.062	5-7439X	5015523-1	1.375	SPL55-4X	232872-1
1.062	5-786X	232976-2T	1.375	SPL55X	232872-2
	<i>5-786X was replaced by 5-3613X</i>		1.375	SPL70-4X	232872-1
1.062	5-788X	5015523-1	1.375	SPL70X	232872-2
1.062	5-789X	5015523-1	1.625	SPL100-1X	232884-1
1.062	5-790X	232976-2T	1.937	SPL140X	232753
	<i>5-790X was replaced by 5-1330X</i>		2.165	SPL170-4X	5009366-1
1.062	5-793X	232976-2T	2.362	SPL250-3X	5016383

• Part is discontinued ■ Part is available until supply is exhausted ▲ Not sold separately



Important: See Safety Information in General Information Section (J300P-GI)

Dust Cap Assemblies



Series	Dust Cap Part Number	I.D.® Th'd End R=Round S=Splined	Washer		Seal		Type R=Round S=Splined	Dust Cap Assy
			Part Number	O.D./I.D. or O.D. of Spline & # Teeth	Part Number	O.D./I.D. or O.D. of Spline & # Teeth		
1000	2-14-139 [▲]	1.594/R	-	-	2-16-53 C	1.594/1.000	R	D2L
1000/1280	2-14-69	1.594/R	-	-	2-16-53 C	1.594/1.000	S	D2A
1100	1-14-29	1.312/S	-	-	1-16-23 C	1.219 /.875	R	D1A
								<i>1-14-29 was replaced by D1A</i>
1110	1-14-79•	1.438/R	-	-	1-16-93 C	1.410 /.875	S	D1B•
1270	2-14-19	1.594/R	2-15-13	1.500/1.031	2-16-93 R	1.562 /.969	R	D2F
1270	2-14-19	1.594/R	2-15-13	1.500/1.031	2-16-53 C	1.594/1.000	R	D2B
1280	2-14-69	1.594/S	-	-	2-16-93 R	1.562 /.969	R	D2K
1310	3-14-39	1.652/R	3-15-33	1.562/1.174	3-16-43 C	1.641/1.156	R	D2C
1310	3-14-39	1.656/R	3-15-33	1.562/1.174	2-16-263 R	1.652/1.146	R	D2M
1310	3-14-89	1.779/R	3.5-15-53	1.688/1.280	3-16-83 R	1.750/1.219	R	D2N
1310/1350	3-14-39	1.652/R	3-15-11	1.562/1.406-16	3-16-11 C	1.641/1.375-16	S	D3E
1350/1410	3.5-14-39	1.779/R	3.5-15-53	1.688/1.281	3-16-53 C	1.750/1.250	R	D3A
1350/1410	3.5-14-39	1.779/R	3-15-31	1.688/1.406-16	3-16-31 C	1.766/1.375-16	S	D3G
1350/1410	3.5-14-39	1.781/R	3.5-15-53	1.688/1.281	3-16-83 R	1.750/1.219	R	D3F
1410	3.5-14-19	2.026/R	4-15-43	1.938/1.438	3-16-93 C	2.000/1.406	R	D4F
1410	3.5-14-39	1.779/R	3.5-15-53	1.688/1.281	3-16-53 C	1.750/1.250	R	D3B
								<i>D3B was replaced by D3A</i>
1410	3.5-14-39	1.779/R	3-15-51	1.688/1.528-16	3-16-51 C	1.750/1.500-16	S	D3K
1410/1480	3-14-59	1.969/R	3-15-63	1.875/1.344	3-16-103 C	1.950/1.295	R	D3H
1410/1480	3-14-59	1.969/R	3-15-63	1.875/1.344	3-16-183 R	1.938/1.272	R	D3N
1480	3-14-59	1.969/R	3-15-41	1.875/1.600-16	3-16-41 C	1.938/1.575-16	S	D3J
1480	3-14-69	2.715/R	3-15-73	2.625/1.766	3-16-113 C	2.703/1.730	R	D3D
1500	3.5-14-19	2.026/R	4-15-43	1.938/1.438	4-16-123 R	1.984/1.375	R	D4G
1500	3.5-14-19	2.026/R	4-15-43	1.938/1.438	4-16-83 C	2.000/1.400	R	D4E•
1500	3.5-14-19	2.026/R	4-15-43	1.938/1.438	4-16-83 C	2.000/1.400	R	D4A
1550	4-14-69	2.225/R	4-15-13	2.125/1.422	4-16-143 C	2.203/1.406	R	D4J
1550	4-14-69	2.225/R	4-15-13	2.125/1.422	3-16-123 R	2.188/1.375	R	D4M
1550	4-14-69	2.225/R	4-15-31	2.125/1.778-16	4-16-31 C	2.205/1.726-16	S	D4K
1550	4-14-79	2.969/R	4-15-123	2.906/1.969	4-16-153 C	2.953/1.910	R	D4L
1550	4-14-79	2.969/R	6-15-31	2.906/2.150-16	6-16-143 C	2.920/2.010-16	S	D10B
1600	5-14-29	2.969/S	5-15-33	2.906/2.281	5-16-33 C	2.969/2.260	R	D5C
1710/1760/1810	6-14-39	3.586/R	6-15-43	3.500/2.906	6-16-63 C	3.547/2.875	R	D6E
1900	9-14-19•	4.712/R	9-15-13	4.625/3.656	9-16-13 C	4.672/3.625	R	D9A

• Part is discontinued ■ Part is available until supply is exhausted ▲ Not sold separately



One Piece Dust Caps



Used On Series	Fits Type	Splined Shaft Neck Dia.	Dia.	Slip Yoke Spline Size	Greasable Y=Yes N=No	Part Number
SPL90	1	1.690	2.400	1.938-30	Y	90-86-18
1000 STEER	1	—	—		Y	10-86-28X
<i>Fits steering shaft w/4 splines</i>						
1310	1	1.020	1.940	1.250-16	Y	211256X
1310	1	1.170	2.120	1.375-16	N	231603•
1310,1330,1350	1	1.170	2.120	1.375-16	Y	211121X
1330	1	1.260	2.120	1.500-30	Y	211158X
1410	2	1.300	2.390	1.375-16	N	3-86-88
1550	2	1.410	2.460	1.750-16	N	4-86-18
1610	2	1.625	2.640	2.000-16	N	5-86-68
1710,1760	2	2.062	3.350	2.500-16	N	6.3-86-18
1810	2	2.520	3.970	3.000-16	N	6.5-86-38

Dust Cap Seal Dimensions

Part Number	Type R=Round S=Splined	O.D.	I.D./ O.D. Spline	No. of Splines	Thickness Teeth	Material
1-16-23▲	R	1.219	.875		.312	CORK
1-16-93▲	R	1.410	.875		.312	CORK
2-16-53	R	1.594	1.000		.312	CORK
2-16-93	R	1.562	.969		.219	RUBBER
2-16-263	R	1.625	1.146		.312	RUBBER
3-16-11	S	1.641	1.375	16	.312	CORK
3-16-31	S	1.766	1.375	16	.312	CORK
3-16-41	S	1.938	1.575	16	.375	CORK
3-16-43	R	1.641	1.156		.312	CORK
3-16-51	R	1.750	1.500	16	.312	CORK
3-16-53	R	1.750	1.250		.312	CORK
3-16-83	R	1.750	1.219		.219	RUBBER
3-16-93	R	2.000	1.406		.188	CORK
3-16-103	R	1.950	1.295		.380	CORK
3-16-113	R	2.703	1.730		.219	CORK
3-16-183	R	1.938	1.500		.312	RUBBER
4-16-31	S	2.205	1.726		.375	CORK
4-16-83	R	2.000	1.400		.375	CORK
4-16-93	R	2.190	1.620		.281	CORK
4-16-143	R	2.203	1.406		.375	CORK
4-16-153	R	2.953	1.922		.220	CORK
5-16-23•	R	2.203	1.615		.375	CORK
5-16-33▲	R	2.969	2.260		.220	CORK
5-16-53•	R	2.516	1.615		.375	CORK
6-16-53•	R	2.703	2.000		.312	CORK
6-16-63•	R	3.547	2.875		.312	CORK
6-16-123	R	2.938	2.062		.312	CORK
6-16-143	S	2.906	2.500	16	.312	CORK
6.5-16-13•	R	3.547	2.406		.500	CORK
8-16-33	R	3.547	2.510		.500	CORK
9-16-13•	R	4.672	3.625		.500	CORK

• Part is discontinued ■ Part is available until supply is exhausted ▲ Not sold separately



Important: See Safety Information in General Information Section (J300P-GI)

Dust Cap Dimensions

Dust Cap Part Number	Type R=Round S=Splined	I.D. Threads	Hole Size & # Teeth	Length
1-14-29	S	1.312	1.062-16 <i>1-14-29 was replaced by D1A</i>	.656
1-14-79•	S	1.438	1.062-16	.656
2-14-19	R	1.594	1.281	.602
2-14-69	S	1.594	1.270-16	.656
2-14-139▲	R	1.594	1.297	.656
3-14-39	R	1.652	1.406	.750
3-14-59	R	1.969	1.594	.750
3-14-69	R	2.715	2.286	.750
3.5-14-19	R	2.026	1.745	.750
3.5-14-39	R	1.781	1.525	.750
4-14-69	R	2.225	1.770	.750
4-14-79	R	2.969	2.520	.810
5-14-29	S	2.969	2.688-18	.562
5-14-39•	R	2.526	2.020	.750
6-14-29	R	2.719	2.520	1.000
6-14-39	R	3.586	3.281	.750
6.5-14-19	R	3.586	3.031 <i>6.5-14-19 was replaced by 6.5-86-38</i>	1.000
9-14-19•	R	4.712	4.188	1.062

Dust Cap Washer Dimensions

Washer Part Number	Type R=Round S=Splined	O.D.	I.D. Round Hole/ O.D. Spline	No. of Teeth	Thickness
2-15-13	R	1.500	1.031	-	.033
3-15-11•	S	1.562	1.406	16	.033
3-15-31	S	1.688	1.406	16	.033
3-15-33	R	1.562	1.174	-	.033
3-15-41	S	1.875	1.600	16	.033
3-15-51	S	1.688	1.528	16	.033
3-15-63	R	1.875	1.335	-	.033
3-15-73	R	2.625	1.766	-	.033
3.5-15-53	R	1.688	1.281	-	.033
4-15-13	R	2.125	1.422	-	.033
4-15-31	S	2.125	1.778	16	.033
4-15-43	R	1.938	1.438	-	.033
4-15-123	R	2.906	1.969	-	.033
5-15-23	R	2.120	1.640	-	.033
5-15-33•	R	2.906	2.281	-	.033
5-15-43•	R	2.440	1.640	-	.033
6-15-33	R	2.656	2.031	-	.054
6-15-93	R	2.910	2.080	-	.054
8-15-23•	R	3.500	2.438	-	.054
8-15-33	R	3.500	2.560	-	.054
6-15-43■	R	3.500	2.906	-	.054
9-15-13•	R	4.625	3.656	-	.054

• Part is discontinued ■ Part is available until supply is exhausted ▲ Not sold separately





Coupling Shaft Washers



I.D.	O.D.	Thickness	Part Number
.526	2.222	.375	231059■
.660	1.266	.188	230123-14
.660	1.500	.188	230123-12
.815	1.398	.152	5007771
1.030	1.875	.125	230123-15
1.062	2.000	.125	98-216
1.130	1.435	.031	232503•
1.281	2.750	.156	230123-6

Tube Deadeners



Fits Tube		Length	Part Number
O.D. Tube	Wall th'k		
2.000	.120	7.87	233065-7
2.500	.065/.083	12.00	98-1553-1
2.500	.083	5.98	233065-19
2.500	.083	6.00	98-1553-5•
3.000	.065/.083	12.00	98-1538-1
3.000	.083	11.97	233065-42
3.000	.083	13.58	233065-16
3.000	.083	16.54	233065-1
3.000	.083	26.77	233065-2
3.000	.083	9.06	233065-12
3.500	.065/.083	12.00	233065-8
3.500	.065/.083/.095	12.00	98-1548-11
<i>Can be used on 3.00 x .134 O.D. tube;</i>			
<i>98-1548-11 will be replaced by 233065-8 when supply is exhausted</i>			
3.500	.065	6.00	98-1548-12•
3.500	.083	18.11	233065-24
3.500	.083	23.62	233065-26
3.500	.083	31.50	233065-21
3.500	.083/.095/.134	12.00	231753-1
<i>231753-1 was replaced by 5007410-1</i>			
4.000	.065/.083	12.00	230539-1
<i>230539-1 will be replaced by 233065-10 when supply is exhausted</i>			
4.000	.083	12.00	233065-10
4.000	.083	20.47	233065-13
4.000	.083	28.74	233065-14
4.000	.095/.134	12.00	231094-1
4.000	.095/.180	12.00	5007410-1
4.245	.185	12.00	232793 (SPL)
4.500	.134	3.00	231095-3▲
4.500	.134	6.00	231095-2•
4.500	.134	12.00	231095-1
4.500	.259	12.00	231185-1
4.520	.074	24.02	233065-37
5.197	.236	12.00	232697 (SPL)
<i>232697 was replaced by 5007410-2</i>			

• Part is discontinued ■ Part is available until supply is exhausted ▲ Not sold separately




Square Keys

Width	Length	Key Part Number
.250 X .250	2.000	10-8
<i>10-8 was replaced by 378484-25</i>		
.250 X .250	2.000	378484-25
.250 X .250	4.000	378485-25
.312 X .312	4.000	378485-31



Woodruff Keys

Width	Key Part Number	
	Woodruff	Spicer
.312	B	500007-25



• Part is discontinued ■ Part is available until supply is exhausted ▲ Not sold separately





Dana Aftermarket Group
PO Box 1000
Maumee, Ohio 43537

Warehouse Distributors: 1.800.621.8084
OE Dealers: 1.877.777.5360

www.SpicerParts.com

SPICER[®]



J300P-9 Printed in U.S.A.
Copyright Dana Limited, 2016.
All rights reserved. Dana Limited.

